

SerieHT

V16/18
V22
V25
V30

F22
F28

R32
R40
R45

TCS
DIGIT
AUTOMAX

VFRHT

S E R I E

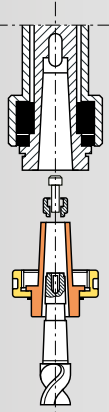


TCS
TCS E
DIGIT
DIGIT E
AUTOMAX

CE  MADE IN ITALY

SERRMAC[®]
INTERNATIONAL SRL

Threaded quill nose
for tool fitting MT 4



M60 x 2,5



Standard: Automatic
mechanical quill-feed



TR: 800 x 360 mm
Rectangular table with rack



TC: 800 x 255 mm
Cross table

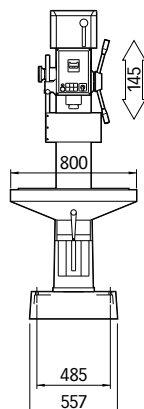
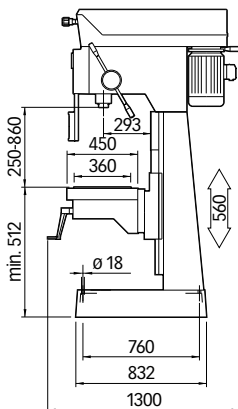


VARIABLES

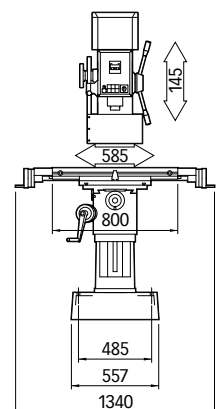
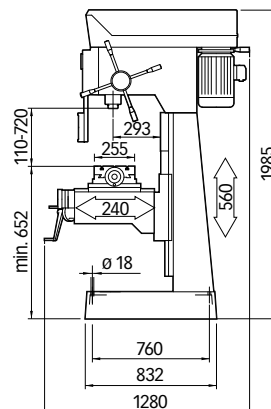
SERRMAC
INTERNATIONAL SRL

CE  MADE IN ITALY

TR



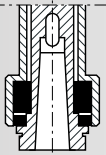
TC



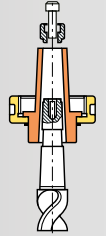
Inverter



Threaded quill nose
for tool fitting MT 4



M60 x 2,5



Standard: Digit Panel



TR: 800 x 360 mm
Rectangular table with rack

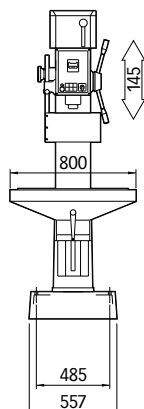
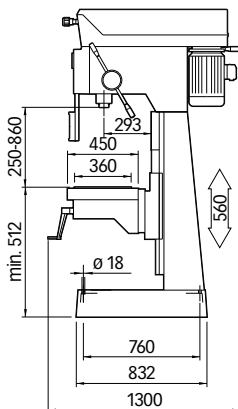


TC: 800 x 255 mm
Cross table

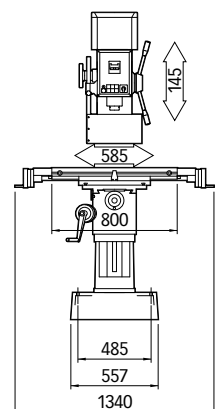
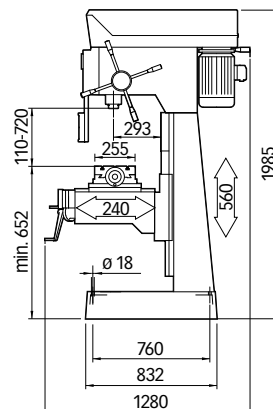


VARIABILI

TR



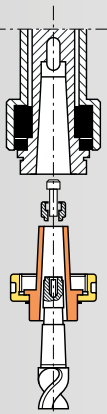
TC



DIGIT

Series High Drilling-Milling machine
with 3 visualized axes and programmable
manual machining cycle

Threaded quill nose
for tool fitting MT 4



M60 x 2,5



Standard: Automatic
electromagnetic quill-feed



Standard: Integrated
visualizer for cycles



TC: 800 x 255 mm
Cross table

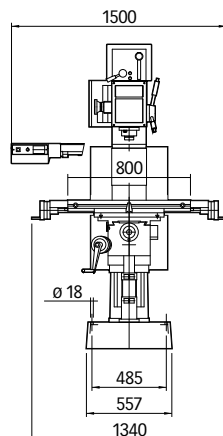
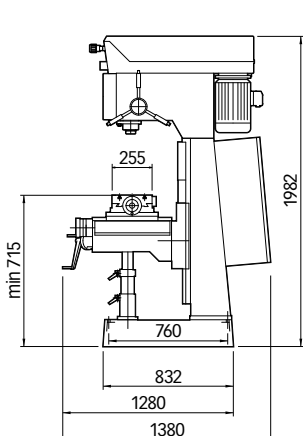


VARIABLES

SERRMAC
INTERNATIONAL S.R.L.



TC



Standard




Cod. 40022: 24V halogen light



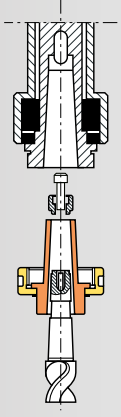
Cod. 30001: Cooling equipment

DIGIT E

Series High Drilling-Milling machine with 3 visualized axes and programmable manual machining cycle with electronic potentiometer



Threaded quill nose for tool fitting MT 4



Standard: Automatic electromagnetic quill-feed



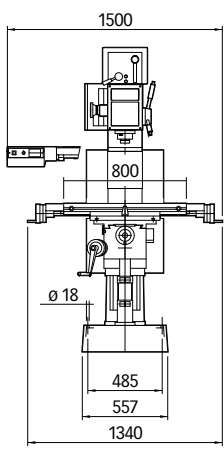
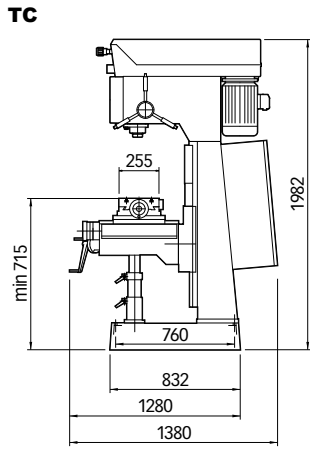
Standard: Integrated visualizer for cycles



TC: 800 x 255 mm Cross table



VARIABLES



Standard with Inverter model



Cod. 40002: Thread-cutting unit by Inverter with digital counter

AUTOMAX

Series High Tech Drilling-Milling machine with 3 visualized axes and programmable machining cycles



Standard: Integrated visualizer for setting and loading cycles



TR: 800 x 360 mm
Rectangular table



TC: 800 x 255 mm
Cross table

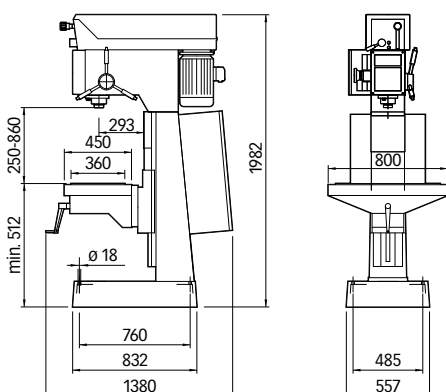


VARIABLES

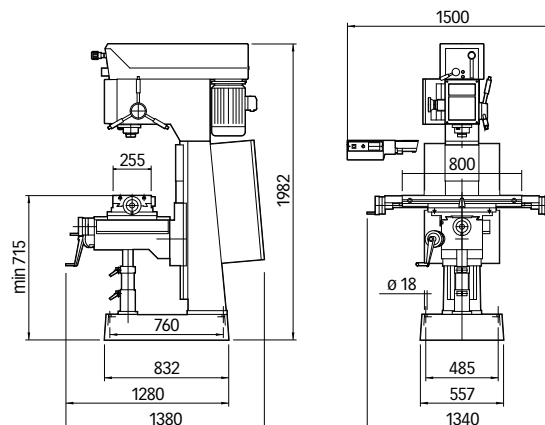
SERRMAC
INTERNATIONAL S.R.L.

CE  MADE IN ITALY

TR (Z axis visualized)



TC (X-Y-Z axes visualized)

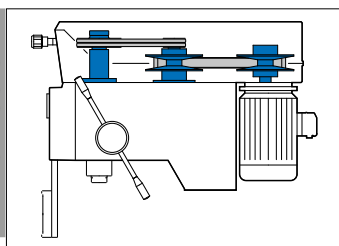


SerieHT

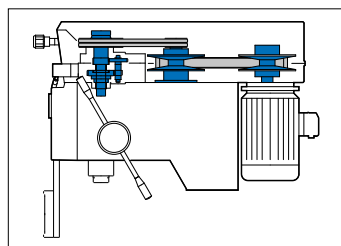
		TCS			DIGIT		AUTOMAX		
DATI TECNICI	Drilling capacity on R50 steel	mm	ø 50			ø 50		ø 50	
	Tapping capacity on R50 steel	mm	M 26			M 26		M 26	
	Spindle-taper		CM4			CM4		CM4	
	Quill-stroke	mm	145			145		145	
	Spindle -quill diameter	mm	72			72		72	
	Automatic mechanical quill-feed	mm/giro	3 speeds:: 0.05 – 0.1 – 0.2						
	Automatic electromagnetic quill-feed		3 speeds:: 0.05 – 0.1 – 0.2 rpm						
	Column		Prismatic						
	Table		TR – TC			TC		TR – TC	
	Transmission		VS	VR	CI	VS	VR	VS	VR
	Spindle speed	rpm	100 – 1.620	*64 – 2.340	50 – 1.300	100 – 1.620	32 – 2.340	100 – 1.620	32 – 2.340
	Motor power (380 V – 50 Hz)	kW	2.2 – 3	2.2	2.2 – 3	2.2 – 3		2.2 – 3	
	Interaxis (between 2 "T-slots" (TR)	mm	180			–		180	
	Interaxis (between 3 "T-slots" (TC=TCu)	mm	80			80		80	
	"T" slots dimension	mm	14			14		14	
Cross table longitudinal stroke X axis (manual feed)	mm	585			585		585		
Cross table longitudinal stroke X axis (automatic feed)	mm	520			520		520		
Cross table transversal stroke Y axis (manual feed)	mm	240			240		240		
Column model dimensions (h x l x d)	mm	1.986 x 1.340 x 1.280			1.986 x 675 x 1.100		1.986 x 1.340 x 1.280		
Weight	Kg	660 (TR) – 780 (TC)			780 (TC)		660 (TR) – 780 (TC)		

* **TCS VR option:** motor 2.2/3 kW – 32/2.340 rpm and Thread-cutting unit with 24V transformer STD

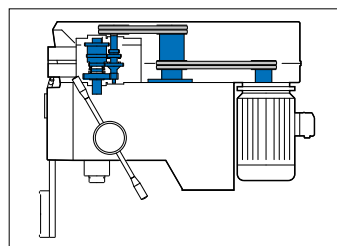
TRASMISSIONI



VS: Variable speed-drive unit



VR: Variable speed-drive unit with gear box



CI: Gear-box drive-unit.



VS: Variable speed-drive unit.

SerieHT

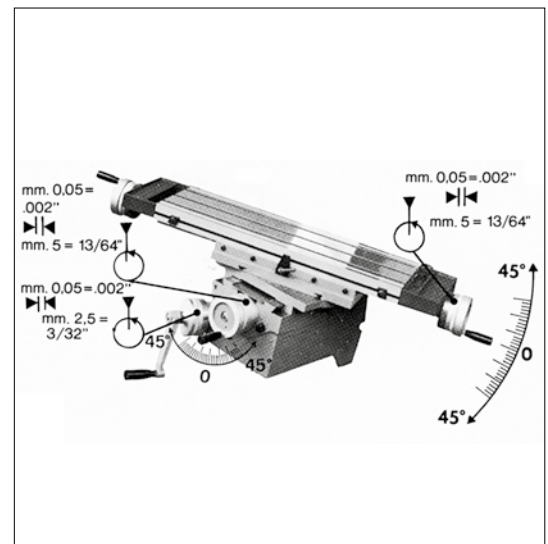
		TCS E	DIGIT E	
DATI TECNICI	Drilling capacity on R50 steel	mm	∅ 50	
	Tapping capacity on R50 steel	mm	M 26	
	Spindle-taper		CM4	
	Quill-stroke	mm	145	
	Spindle -quill diameter	mm	72	
	Automatic mechanical quill-feed	rpm	3 speeds: 0.05 – 0.1 – 0.2	
	Automatic electromagnetic quill-feed		3 speeds: 0.05 – 0.1 – 0.2 rpm	
	Column		Prismatic	
	Table		TR – TC	TC
	Transmission		Inverter	Inverter
	Spindle speed	rpm	15 - 2150	45 - 900 / 110 - 2150
	Motor power (380 V – 50 Hz)	kW	3	2.2 – 3
	Interaxis (between 2 "T-slots" (TR)	mm	180	–
	Interaxis (between 3 "T-slots" (TC=TCu)	mm	80	80
	"T" slots dimension	mm	14	14
	Cross table longitudinal stroke X axis (manual feed)	mm	585	585
Cross table longitudinal stroke X axis (automatic feed)	mm	520	520	
Cross table transversal stroke Y axis (manual feed)	mm	240	240	
Column model dimensions (h x l x d)	mm	1.986 x 1.340 x 1.280	1.986 x 675 x 1.100	
Weight	Kg	660 (TR) – 780 (TC)	780 (TC)	



VR: Variable speed-drive unit with gear box.




CI: Gear-box drive-unit



TC: Cross Table



Cod. 40022: 24 Volts Halogen light.




Cod. 40002: Thread-cutting unit with 24 V transformer.



Cod. 40024: Digital speed counter



Cod. 40007: Centralized system for guide lubrication.



Cod. 5355351: Chip and drip collecting tray for TCS.



Cod. 40005: Electronic longitudinal cross-table feed for TC 36÷380 mm/min. Rapid/feed 3 m/min.



Cod. 40006: Rapid vertical table feed



Cod. 40026 Power: Mechanical longitudinal cross-table feed.



Cod. 40097: ISO 40 Spindle shaft with hydraulic lock and release system



Cod. 40008: Telescopic support



Cod. 40083: 24V Dc Electro magnetic automatic quill-feed



Cod. 40025: Read-out system for 2 axes.



Cod. 40001: 230 mm long sleeve (only with VS)



Cod. 40020: ISO 40 (DIN 2080) spindle including tie-rod.



Cod. 40037: Drilled spindle axis MT4 for tie-rod.



Cod. 39000050/60/70: Adaptor with locking ring nut for slot end-mills MT1 – MT2 – MT3 upon request



Cod. 39000010/20/30/40: Adaptor with locking ring nut for face-mills attachments on request dia. 16-22-27-32

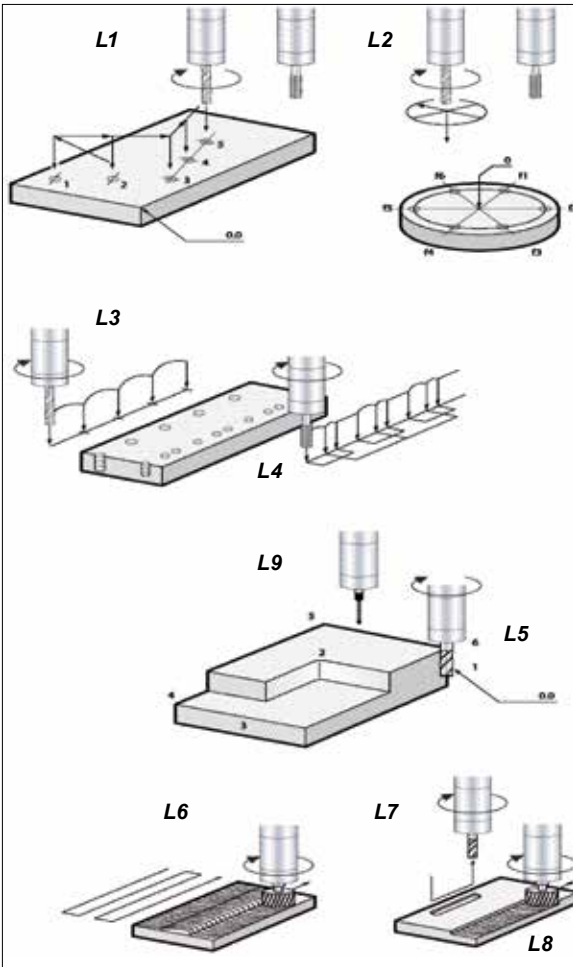


Cod. 9460009: Box with MT4 collet-chuck and dia. 4-6-8-10-12-16-20 collets




Cod. 9459210 (CM4) – Cod. 9459212 (ISO 40): Box containing taper shanks for end and face-mills, gripper-carrying spindle for 4-20 dia. mm drills, 70 dia. mm boring head with MT4 taper, ISO 40 taper.

DIGIT

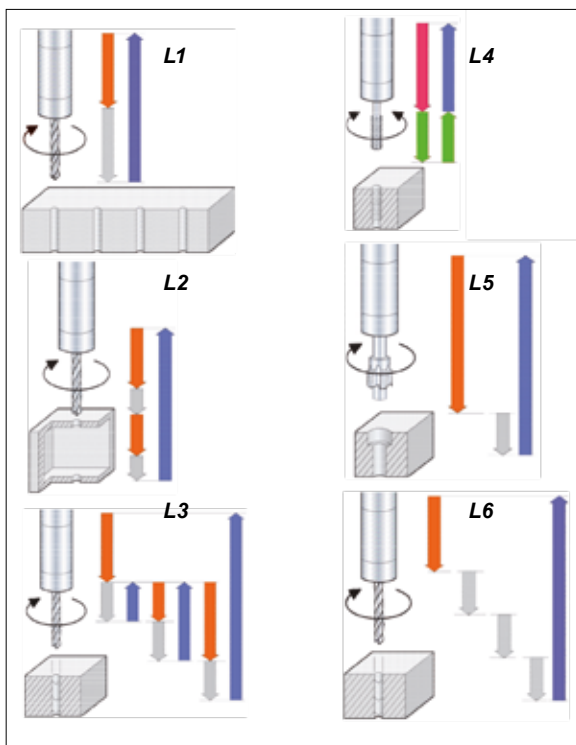


- L1 = Set of oblique holes
- L2 = Set of holes on circles and arhes
- L3= Drilling/tapping at a constant pitch
- L4 = Drilling/tapping at a vatiable pitch
- L5 = Heavy milling
- L6 = Surface finishing
- L7 = Milling of notches - keys
- L8 = Milling of straight shoulders
- L9= Search ing point 0 and checking of dimensions

Workings with DIGIT



AUTOMAX



- Operating feed
- Rapid Feed
- Rapid Return
- Tapping
- Manual feed

- L1 = Drilling
- L2 = Drilling with rapid intermediate
- L3 = Drilling with chip removal
- L4 = Tapping
- L5 = Deep hole drilling
- L6 = Drilling deep

Workings with AUTOMAX





February 2017 - UK

SERRMAC[®]
INTERNATIONAL S.R.L.

SERRMAC INTERNATIONAL S.r.l.

Via 1° Maggio, 2 - 33070 Budoia (PN) - Italy

Tel. +39 0434 671021

www.serrmac-international.it info@serrmac-international.it

Official dealer



The Company SERRMAC INTERNATIONAL S.r.l. has the right to make the needed modifications without any notice.